

### Dramatic Play Corner

They say humans and dinosaurs were not around at the same time, these are a child friendly fun Add a blanket to put over a table for a cave



This is also a manipulative

### Open Ended Art

all different colored paper, crayons, markers, scissors, dinosaur shape paper, stickers, stencils, glue, tape.

### Sensory Table

Hand size "spinning waves" squeeze, push, moves with dinosaurs in it

-Hide dinosaurs in a bucket of sand or sand table



### Blocks

Many assorted small dinosaurs to mix and use imagination with blocks




### Manipulative

3D puzzle and two crepe dinosaur puzzles plus other classroom puzzles



### Books




### Science

Dinosaur Plant & Dinosaur Park

comes back to life over and over again Lava rocks, ferns 2 dinosaurs, can make lava stream too. Keeps up for years after it has grown

Use your classroom balance for small dinosaurs



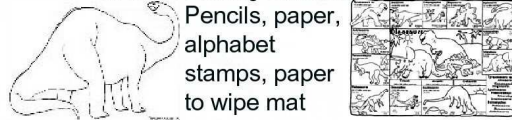
### Writing Center

Dinosaur drawing shape to copy and cut or leave as is for writing.

Many dinosaurs mat for coloring on, prewriting, Cleans with a wipe of cloth or soap and water

A Theme Learning Center Box

Pencils, paper, alphabet stamps, paper to wipe mat



### Computer

Use list from Theme box teacher and children sites check out before!

Prohibitive cost is why CD's are not included

[www.atlcbox.com](http://www.atlcbox.com)

## Simple Dinosaur Lesson Plan

	Monday	Tuesday	Wednesday	Thursday	Friday
Group time	<p>Read Big Stuff Dinosaurs</p>  <p>talk about dinosaurs that used to live a long time ago, compare a dinosaur to something they can relate to size of a local building or...</p>	<p>Have small dinosaurs under a blanket take one away and ask which one is missing</p> <p>Read and feel Touch and Feel Dinosaurs</p> 	<p>Sort dinosaurs by color with children</p> <p>Read Meet the Dinosaurs</p> 	<p>Sing Dinosaur, dinosaur turn around (Teddy Bear chant) Dinosaur went over the Mountain (For He's a Jolly Good Fellow</p>	<p>Read Dinosaurs Days</p> <p>sing </p> <p>write a dinosaur story with children</p>
activity	<p>Talk about and show and follow direction for Dinosaur Plant &amp; how to treat Dinosaur Park</p>	<p>Cut sponges in dinosaur shapes and paint with them</p>	<p>Hide small dinosaurs around the room for children to find</p> 	<p>Put dinosaurs in the sand table or bucket of sand try to find them</p> 	<p>Make imprints of leaves or feet</p>

Dino Kingdom sold separate



<http://ivyjoy.com/coloring/dinosaur.shtml>  
dinosaur pictures for coloring and many other helpful websites