
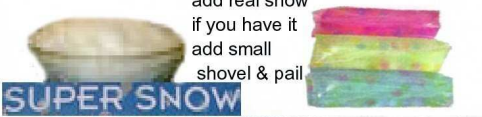










<p>Dramatic Play Corner</p> <p>Soft Artic play set ,2 polar bear visors, 2 penguin visors Add white sheet to use over small table for an igloo,mittens,hats,scarves small snow shovels if the area is large enough coats, boots other cold weather items</p> 	<p>Open Ended Art</p> <p>Markers, crayons, scissors, color paper,cotton balls, paper lace doilies, cloth puff balls, precut snowflakes and more</p>	<p>Sensory Table</p> <p>Put snow in sensory table or Science area/ Hand size "spinning waves"squeeze, push, move with confetti inside add real snow if you have it add small shovel & pail</p> 
<p>Blocks</p> <p>Small cold weather animals to add to block play also add Artic play from dramatic area one or two days</p> 	<p>Manipulative</p> <p>3 D penguin puzzle and or/and soft Artic play from blocks</p> 	<p>Books</p> <p>Snowmen at Night Dream Snow Polar Animals</p> 
<p>Science</p> <p>Hand size "spinning waves" squeeze, push, moves with color and confetti inside</p> <p>Snow can add water over and over again. both are sensory items also</p> 	<p>Writing Center</p> <p>pencils, markers, winter stamps,Polar Bear for copying and cutting for shape or leave as is. Snow mat for prewriting: coloring,It can be cleaned with a cloth or soap and water as needed and used over and over again</p> <p>Paper, pencils, crayons paper to wipe mat</p> 	<p>Computer</p> <p>Use list from Theme box teacher and children sites check out before/ Prohibitive cost is why CD's on not included</p> <p>www.atlcbox.com</p>

Simple Sample of Winter and Cold Weather Friends Lesson Plan

	Monday	Tuesday	Wednesday	Thursday	Friday
Group time	<p>Read Snowmen at Night sing winter songs calender, start a chart for real weather and the newspaper weather</p> 	<p>Read Dream Snow Ask different questions about the story</p> <p>Ask question about the book such as which animal was covered with snow first ? Where were the animals ? And more</p> 	<p>Have one child dressed in winter clothes. Have the other children close their eyes and the teacher takes something off, scarf ? hat ? the children guess what's missing</p>	<p>winter songs all week one song is</p> <p>I am a little snowman short and stout/Here is broomstick/here is my hat /when the sun comes out I melt away down, down, down oops I'm a puddle</p>	<p>Read Polar Animals chart the local weather</p> 
activity	<p>Make a large snowman for the wall, glue cotton balls all over it. Add scarf, hat children pick and decorate use real sticks for arms, add boots too</p>	<p>marble painting with white paint and blue paper</p>	<p>Shaving cream play leave white for snow or add food coloring</p>	<p>Use paper lace doilies and sponge brushes to make snow scene. Add snow people or evergreen,precut,stickers or pre-made depending on age</p>	<p>Have Igloo made on paper ad stickers of Artic animals</p>